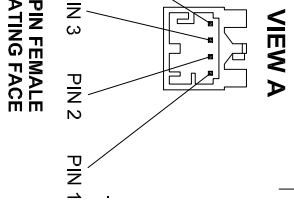
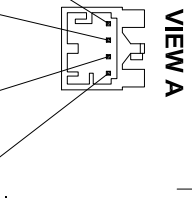
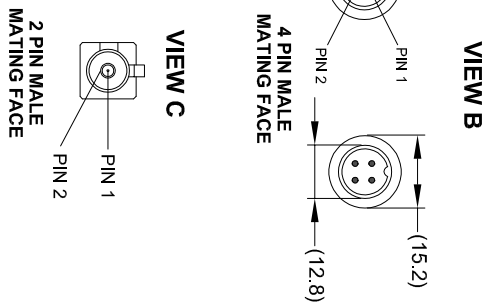
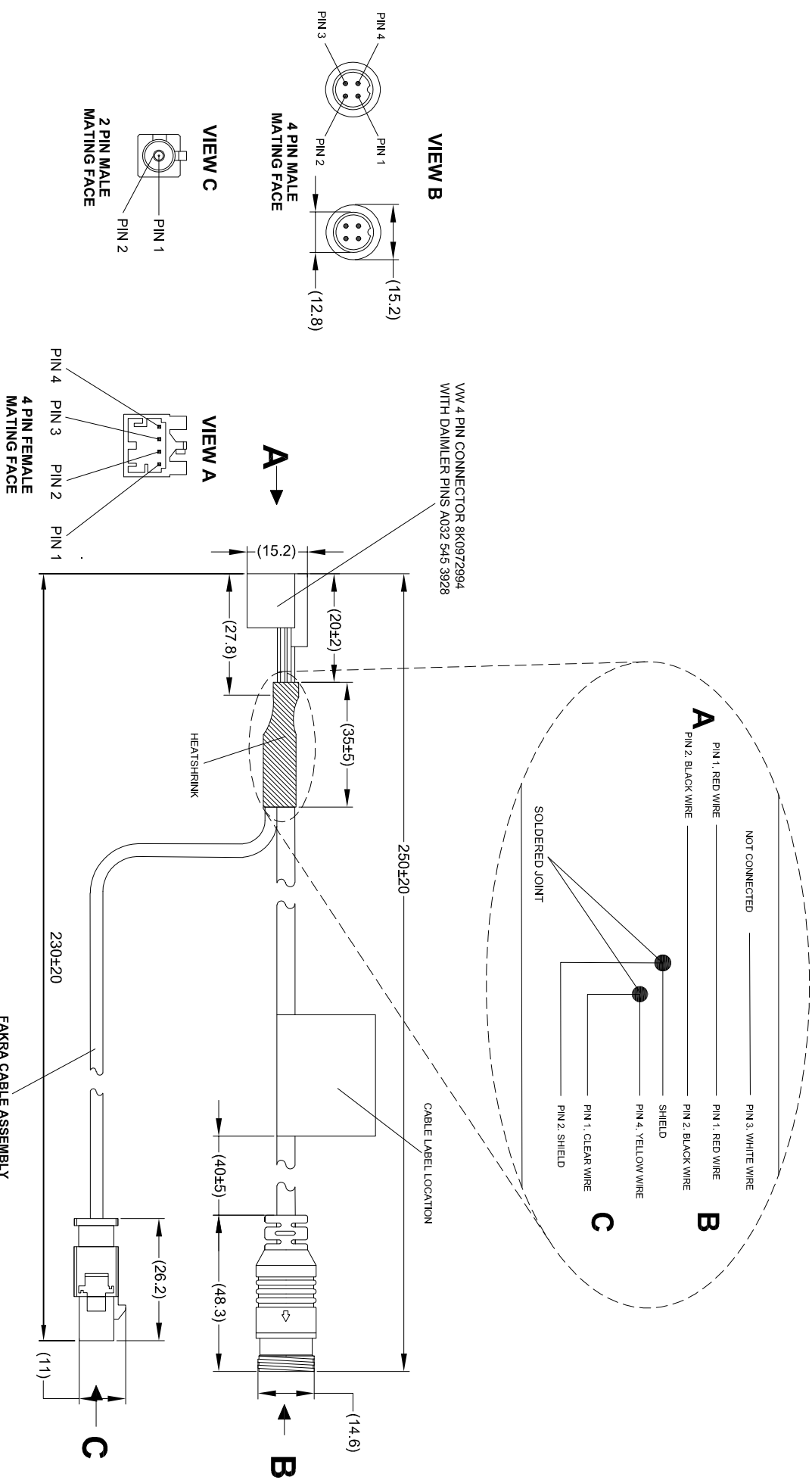


CHANGES FROM BASE PRODUCT VBV-14025 (1554) TO AC-070 (5430)

- CHANGE:
1. REPLACE 4 PIN FEMALE VBV CONNECTOR WITH FAKRA CABLE AND VW 4 PIN CONNECTOR
 2. VBV-14025 GB-LBL TO BE REPLACED BY AC-070 (5430) GB-LBL
 3. VBV-14025 GB-LBL REPLACED BY AC-070 GB-LBL

Revision Notes	
R1 -	
AP/A: -	Drawn: -
	Checked: -
	Approved: -
	Date: -



Notes:

1. REFER TO MASTER BOM FOR LABEL DETAILS.
2. ANY CUSTOMER MODIFICATION OF THIS PRODUCT CAUSING SUBSEQUENT FAILURE IS NOT A LIABILITY OF BRIGADE ELECTRONICS PLC.
3. CABLES SHOULD BE ONE CONTINUOUS LENGTH BETWEEN CONNECTORS.
4. WIRE JOINTS MUST BE INDIVIDUALLY COVERED WITH HEATSHRINK.
5. WHITE WIRE ISOLATED WITH HEATSHRINK.
6. SOLDER CONNECTIONS ISOLATED WITH INDIVIDUAL HEATSHRINK.
7. ALL CONNECTIONS AND CABLE INSULATION TO BE COVERED BY OUTER HEATSHRINK.

PROPRIETARY NOTICE

THIS DESIGN AND TECHNICAL INFORMATION APPEARING ON THIS DRAWING IS THE PROPERTY OF BRIGADE ELECTRONICS, AND IS DISCLOSED IN CONFIDENCE. IT IS NOT TO BE COPIED, REPRODUCED, REVEALED TO OR EXPROPRIATED BY OTHERS, EITHER IN WHOLE OR IN PART WITHOUT THE EXPRESS WRITTEN CONSENT OF BRIGADE ELECTRONICS.

BRIGADE

Angle of Projection Third Angle	Assembly PI Approval J GREEN	Approved by D WALLIN	Checked by IDEASY	Drawn by W.SINDEN
	Units mm	Scale N/A	Released 22/08/18	Assembly Ref -
Status RELEASED	AC-070			
Part No 5430	BE-003788-00-18			